


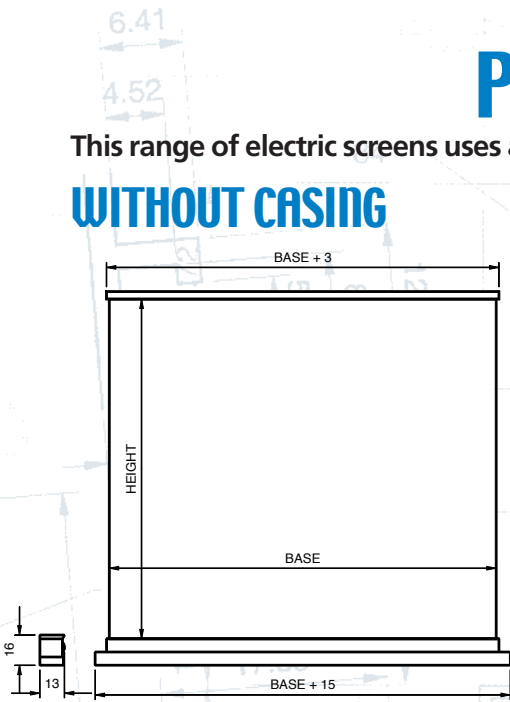
PANTOSCREEN



PANTOSCREEN

This range of electric screens uses a system of tension at the back, invisible during the projection.


WITHOUT CASING



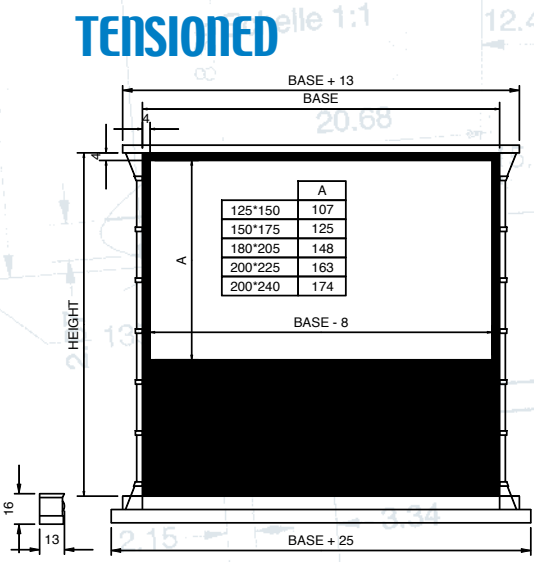
Supplied with a standard black out matt white fabric. This screen is the typical solution for a recessed installation in a heritage site, where nothing can be fixed on the walls or on the ceiling.

Black borders and extra drop are optional for this model.

Image format Height x base (cm)	Black out matt white Reference number	Shipping weight in Kg	Net weight in Kg
Pantoscreen without casing For options (remote control, colors, etc...), please ask us.			
125 x 150	PAN04B1125150	13	10
150 x 175	PAN04B1150175	16	13
180 x 205	PAN04B1180205	24	21
200 x 225	PAN04B1200225	30	27
200 x 240	PAN04B1200240	35	32



TENSIONED



Electric screen for recessed installation with aluminum case with white epoxy finish.

Tensioned black out matt white projection surface with standard black border and black strip on the bottom for this model.

The two lateral cables allow the projection surface to remain perfectly flat in order to meet the requirements of short throw video projectors.

Image format Height x base (cm)	Black out matt white Reference number	Shipping weight in Kg	Net weight in Kg
Tensioned Pantoscreen For options (remote control, colors, etc...), please ask us.			
125 x 150	107 x 142	PAN05B1125150	13
150 x 175	125 x 167	PAN05B1150175	16
180 x 205	148 x 197	PAN05B1180205	24
200 x 225	163 x 217	PAN05B1200225	30
200 x 240	174 x 232	PAN05B1200240	35



ELECTRIC SCREENS

